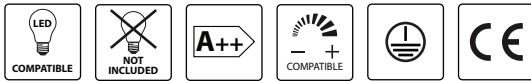


Moove Doppia

design Francesco Brambilla, 2009

release 2021, February



A suspended light fitting, made of steel and composite material, for both direct and diffused illumination. Its lighting body moves in many directions: it can rotate by 350°, it can slide along the supporting rods, you can mount the lamp-shade at any heights, since the feeding wire can slide on the pulley. Compatible with metal or fabric shades.

Finishing

Body

● Black soft touch
cod. 75101ST00

Drum shade

● Black fabric
cod. 76001000

● Gray fabric
cod. 76004000

● Ivory fabric
cod. 76013000

All RAL coating and galvanic finishes available upon request

Light emission


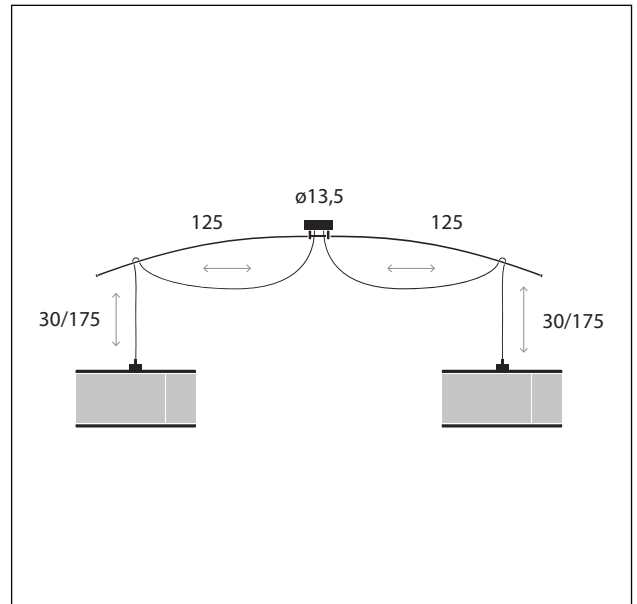
- Light emission: diffuse
- Light direction: downlight
- Light source: MAX 2x75W HAL E27/E26
- Bulb not included

Electrical Facts

- Power absorption: MAX 150W
- Grid voltage: 100-240V AC/50-60Hz
- Power supply: AC driven
- Dimmability: dimmer compatible (according to installed bulbs)
- Energy class: A++ compatible (according to installed bulbs)

Technical data

- Environment: indoor
- Placement: pendant
- Net weight: 2,2 Kg
- Certifications: CE
- Suggested ambient T: 25°C
- Maximum ambient T: 40°C
- Insulation class: I
- Protection class: IP20



Packaging
cardboard box
138 x 12 x 23 (cm)
0,038 m³

Gross weight
3,2 Kg