

Beam Table Lamp

“The idea for the Beam Lamp came while renovating my childhood home. I had made a shelf to use as a divider between the hallway and living room and needed a lamp that could at once throw light out into the living room and down the hallway. The Beam Lamp mimics a single ray of light that travels through a round tube with its dimmer, allowing the user to change the volume of light omitted from both ends of the cylinder shape. Tweak the design to your personal needs through its rotating base and sleek body of anodized aluminum, whether it be as direct lighting or for an ambient glow. With the Beam Lamp, you can alter the volume of light omitted, change its direction by the turn of its base, and place it on any shelf, table, or windowsill for a new perspective on modern lighting.”

— Tom Chung



Designed by	Tom Chung
About the Designer	Tom Chung is an independent industrial designer who established his eponymous studio in 2016. Based in Toronto, the studio maintains a focus on industrial objects and interior spaces. Forming a unique design process that combines contemporary culture and local industry, the studio creates context driven industrial design pieces for domestic, institutional and public environments.
Environment	Indoor
Country of Production	China
Preassembled	Yes.
Description	The Beam Table Lamp is a versatile lighting solution with a modern expression and intuitive user-friendliness. Featuring a unique cylindrical design, it emits light from both ends and allows users to select between three different light intensities using a playful dial. The small version is perfect for tables and shelves, providing direct lighting or an ambient glow in homes, offices, or hotel rooms. The larger H45 cm version can be placed on the floor, adding sculptural presence and fitting effortlessly into any space as a functional and decorative element.
Material	<p>The surface is made from anodized aluminum or polished aluminum for a vibrant and distinct look and feel. It has built-in energy-efficient and replaceable LED light sources. The lifetime of the light sources is defined as the time it takes until the light output/lumen maintenance reaches 80% (LM80) of the initial output. The integrated LED has a lifespan/lumen maintenance (LM80) of 40,000 hours.</p> <p>Anodized Aluminum: The aluminum is sandblasted to create a uniform matte texture, followed by anodization in a clear tone that makes the surface much more durable.</p> <p>Black Anodized Aluminum variant: The aluminum is sandblasted to create a uniform matte texture, followed by anodization in a rich black tone that makes the surface much more durable.</p> <p>Polished Aluminum: The aluminum undergoes polishing and light brushing to achieve a subtly textured and shiny surface, which is then anodized with a clear tone, enhancing its natural metallic appearance and its durability.</p>

Beam Table Lamp

Cleaning & Care

Clean the Beam Table Lamp with a soft, dry cloth only. Always switch off the electricity supply before cleaning.

Cord Length

250 cm / 98.4"

Light Source Included

H 26 cm / 10.3", H 45 cm / 17.8": Yes.

Dimmable Function

Yes.

Beam Table Lamp

Dimensions

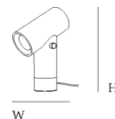
H 26 cm / 10.3"

Height:	26,2 cm / 10.3"
Width:	18,7 cm / 7.4"
Depth:	8,7 cm / 3.4"
Diameter:	8,2 cm / 3.2"
Cord Length:	250 cm / 98.4"








H 45 cm / 17.8"

Height:	45,4 cm / 17.8"
Width:	31,8 cm / 12.5"
Depth:	14,4 cm / 5.7"
Diameter:	12,4 cm / 4.8"
Cord Length:	250 cm / 98.4"



Ready-to-Ship

Black	
Umber	
Green	
Aluminum	
Polished Aluminum	

Lamp Rating


	H 26 cm / 10.3"	H 45 cm / 17.8"
Voltage	100-240V AC	100-240V AC
Frequency	50/60Hz	50/60Hz
IP Rating	IP20	IP20
Classification	Class II	Class II
Socket	2 x Integrated, non-replaceable LEDs. Input Max. 10,5W. Output COB 18V DC.	2 x Integrated, non-replaceable LEDs. Input Max. 10,5W. Output COB 18V DC.

Light Source Specification

	H 26 cm / 10.3"	H 45 cm / 17.8"
Item	2 x Integrated, non-replaceable LEDs	2 x Integrated, non-replaceable LEDs
Watt	10,5W	10,5 W
Lumen	425 lm	425 lm
Lumen Maintenance	40.000h	40.000h
Kelvin	2.700K	2.700K
CRI	90	90
Dimmable	Yes	yes
Risk Group	Except	Except

Beam Table Lamp

Energy Label



Tests, Labels & Certifications

Electromagnetic
Compatibility

Electromagnetic Compatibility (EMC)

Safety & Regulations

EAC Certificate
ECO Design Directive
Low Voltage Directive 2014/35 EU (LVD)
REACH
Restriction of Hazardous Substances Directive (RoHS)
Waste of Electronic and Electrical Equipment (WEEE)



IP20



[Explore Assets](#)

[DOWNLOAD SITE](#)