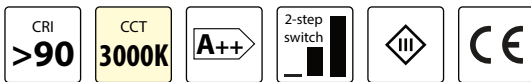


Flo Wall

design Foster + Partners, 2013


release 2019, December




LED wall lamp, in varnish coated aluminium and steel.
 Head rotates by 300°, arm pivots by 90°+ 90°.
 3W-LED which you can switch on with one click for full light intensity, with two clicks for half light intensity.

Finishing

Standard

 Black soft touch
 cod. 97501ST00

 Matt white
 cod. 97502OP00


 Brushed nickel
 cod. 9754400

Special

 Matt red
 cod. 97503OP00

 Matt yellow
 cod. 97505OP00

 Metallic bronze
 cod. 97529MT00

 Gunmetal
 cod. 9753200

All RAL coating and galvanic finishes available upon request

Light emission

- Light emission: diffuse
- Light direction: downlight
- Light source: led board
- Source flux: 270 lm
- Emitted flux: 150 lm
- Efficacy: 30 lm/W
- CCT: 3000K
- CRI index: >90
- Lifetime: >55000h L80 @ 25°C

Electrical Facts

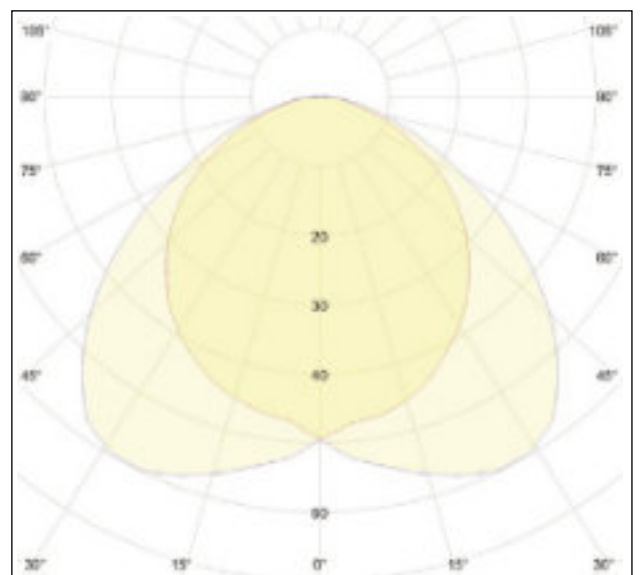
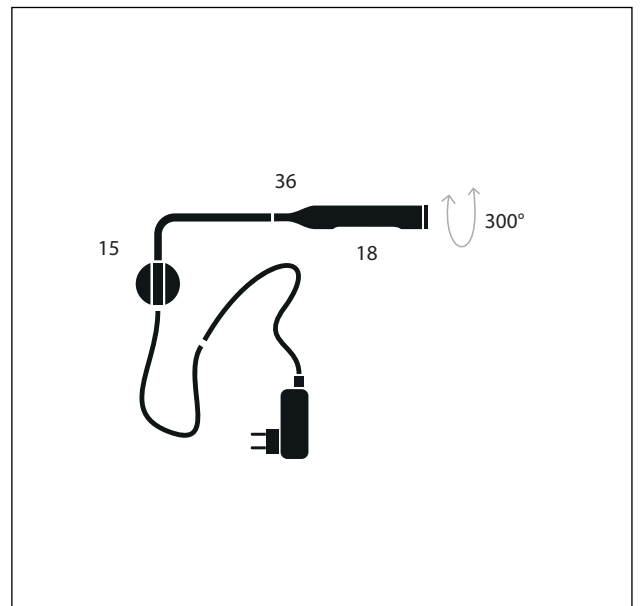
- Source power: 3 W
- Power absorption: 5 W
- Stand-by absorption: < 1 W
- Grid voltage: 100-240V AC/50-60 Hz
- Power supply: multiplug AC-DC converter provided
- Dimmability: internal push dimmer
- Energy class: A++

Technical data

- Environment: indoor
- Placement: wall
- Net weight: 0,55 Kg
- Certifications: CE
- Suggested ambient T: 25°C
- Maximum ambient T: 40°C
- Insulation class: III
- Protection class: IP20

Packaging
 cardboard box
 50 x 31 x 8 (cm)
 0,012 m³

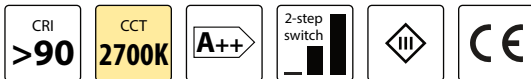
Gross weight
 1,1 Kg



Flo Wall

design Foster + Partners, 2013


release 2019, December




LED wall lamp, in varnish coated aluminium and steel.
 Head rotates by 300°, arm pivots by 90°+ 90°.
 3W-LED which you can switch on with one click for full light intensity, with two clicks for half light intensity.

Finishing

Standard

 Black soft touch
 cod. 97501STK27

 Matt white
 cod. 97502OPK27


 Brushed nickel
 cod. 97544K27

Special

 Matt red
 cod. 97503OPK27

 Matt yellow
 cod. 97505OPK27

 Metallic bronze
 cod. 97529MTK27

 Gunmetal
 cod. 97532K27

All RAL coating and galvanic finishes available upon request

Light emission

- Light emission: diffuse
- Light direction: downlight
- Light source: led board
- Source flux: 250 lm
- Emitted flux: 140 lm
- Efficacy: 28 lm/W
- CCT: 2700K
- CRI index: >90
- Lifetime: >55000h L80 @ 25°C

Electrical Facts

- Source power: 3 W
- Power absorption: 5 W
- Stand-by absorption: < 1 W
- Grid voltage: 100-240V AC/50-60 Hz
- Power supply: multiplug AC-DC converter provided
- Dimmability: internal push dimmer
- Energy class: A++

Technical data

- Environment: indoor
- Placement: wall
- Net weight: 0,55 Kg
- Certifications: CE
- Suggested ambient T: 25°C
- Maximum ambient T: 40°C
- Insulation class: III
- Protection class: IP20

Packaging
 cardboard box
 50 x 31 x 8 (cm)
 0,012 m³

Gross weight
 1,1 Kg

