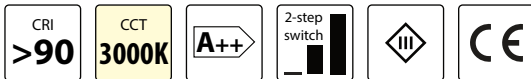


Flo Floor

design Foster + Partners, 2011

release 2019, December



LED light for floor, in varnish coated aluminium and steel. Its head rotates by 300° for direct lighting, the arm pivots on base by 120°. 6W-LED which you can switch on with one click for full light intensity, with two clicks for half light intensity.

Finishing

Standard

● Black soft touch
cod. 94501ST00

○ Matt white
cod. 94502OP00

● Brushed nickel
cod. 9454400

Special

● Matt red
cod. 94503OP00

● Matt yellow
cod. 94505OP00

● Metallic bronze
cod. 94529MT00

● Gunmetal
cod. 9453200

All RAL coating and galvanic finishes available upon request

Light emission

- Light emission: diffuse
- Light direction: downlight
- Light source: led board
- Source flux: 520 lm
- Emitted flux: 370 lm
- Efficacy: 41 lm/W
- CCT: 3000K
- CRI index: >90
- Lifetime: >55000h L80 @ 25°C

Electrical Facts

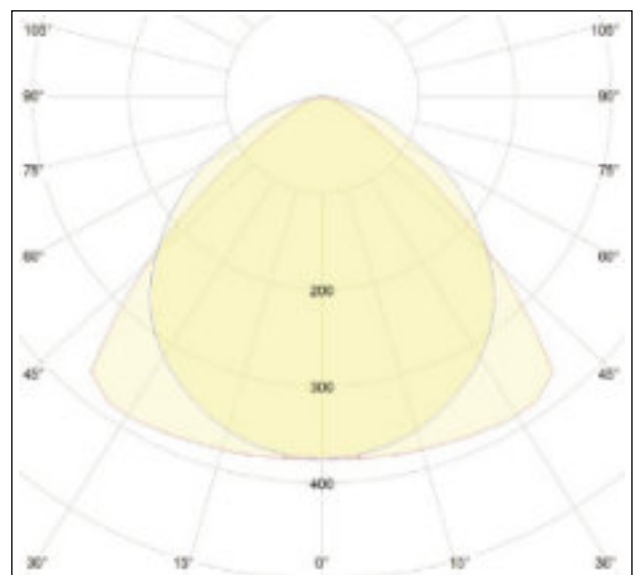
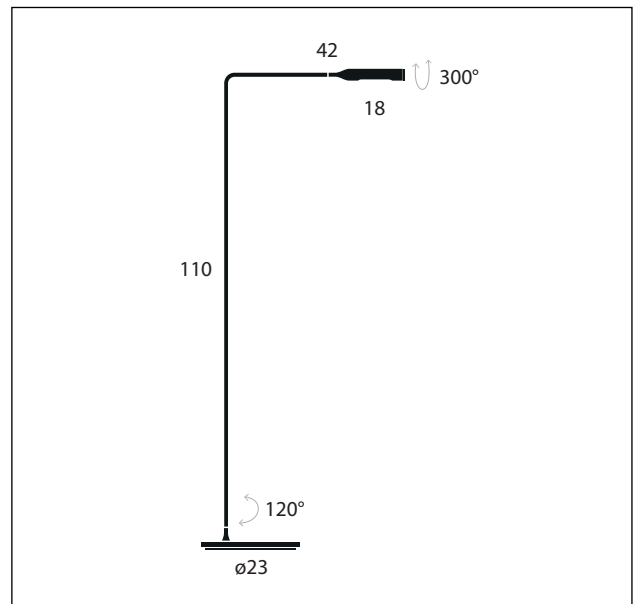
- Source power: 6 W
- Power absorption: 9 W
- Stand-by absorption: < 1 W
- Grid voltage: 100-240V AC/50-60 Hz
- Power supply: multiplug AC-DC converter provided
- Dimmability: internal push dimmer
- Energy class: A++

Technical data

- Environment: indoor
- Placement: floor
- Net weight: 2,7 Kg
- Certifications: CE
- Suggested ambient T: 25°C
- Maximum ambient T: 40°C
- Insulation class: III
- Protection class: IP20

Packaging
cardboard box
123 x 56 x 8 (cm)
0,053 m³

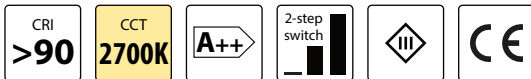
Gross weight
4,8 Kg



Flo Floor

design Foster + Partners, 2011

release 2019, December



LED light for floor, in varnish coated aluminium and steel.
Its head rotates by 300° for direct lighting, the arm pivots on base by 120°. 6W-LED which you can switch on with one click for full light intensity, with two clicks for half light intensity.

Finishing

Standard

● Black soft touch
cod. 94501STK27

○ Matt white
cod. 94502OPK27

● Brushed nickel
cod. 94544K27

Special

● Matt red
cod. 94503OPK27

● Matt yellow
cod. 94505OPK27

● Metallic bronze
cod. 94529MTK27

● Gunmetal
cod. 94532K27

All RAL coating and galvanic finishes available upon request

Light emission

- Light emission: diffuse
- Light direction: downlight
- Light source: led board
- Source flux: 500 lm
- Emitted flux: 355 lm
- Efficacy: 39,4 lm/W
- CCT: 2700K
- CRI index: >90
- Lifetime: >55000h L80 @ 25°C

Electrical Facts

- Source power: 6 W
- Power absorption: 9 W
- Stand-by absorption: < 1 W
- Grid voltage: 100-240V AC/50-60 Hz
- Power supply: multiplug AC-DC converter provided
- Dimmability: internal push dimmer
- Energy class: A++

Technical data

- Environment: indoor
- Placement: floor
- Net weight: 2,7 Kg
- Certifications: CE
- Suggested ambient T: 25°C
- Maximum ambient T: 40°C
- Insulation class: III
- Protection class: IP20

Packaging
cardboard box
123 x 56 x 8 (cm)
0,053 m³

Gross weight
4,8 Kg

